









NLVA Senior League Results 2025– 2026









Female A

	1. Shamrock City	2. Ponies	3. Paragon Physiotherapy	4. Golfshotz	5. Ballers	6. Mish Mash	7. East Coast Podiatry	8. DPTL
1. Shamrock City	 25-8, 25-17 25-13, 26-24	25-23 25-20	25-0 25-0	25-16 25-14	25-0 25-0	25-12 25-13	25-15 25-8	
2. Ponies	8-25, 17-25 13-25, 24-26	 20-25 25-27	25-21 25-23	25-21 25-23	25-8 25-22	25-19 25-14	25-20 25-14	
3. Paragon Physiotherapy	23-25 20-25	25-20 27-25	 25-12, 25-13 25-0, 25-0	25-14 25-14	25-0 25-0	25-15 25-15	25-13 25-17	
4. Golfshotz	0-25 0-25	21-25 23-25	12-25, 13-25 0-25, 0-25	 19-25 17-25	25-20 24-15	25-23 25-20	24-26 25-20	
5. Ballers	16-25 14-25	21-25 23-25	14-25 14-25	25-19 25-17	 17-25, 18-25 20-25, 18-25	25-20 25-19	25-18 25-15	
6. Mish Mash	0-25 0-25	8-25 22-25	0-25 0-25	20-25 15-24	25-17, 25-18 25-20, 25-18	 25-16 25-11	25-17 25-17	
7. East Coast Podiatry	12-25 13-25	19-25 14-25	15-25 15-25	23-25 20-25	20-25 19-25	16-25 11-25	 26-24, 24-19 25-18, 26-27	
8. DPTL	15-25 8-25	20-25 14-25	13-25 17-25	26-24 20-25	18-25 15-25	17-25 17-25	24-26, 19-24 18-25, 27-26	

Team Name	Sets Won Round 2	Sets Lost Round 2	Sets Won Round 3	Sets Lost Round 3	Total Sets Won	Total Sets Lost	Tie Breaker	Place
1. Shamrock City	16	0	16	0	32	0		1 st
2. Ponies	10	6	10	6	20	12		3 rd
3. Paragon Physiotherapy	8	8	14	2	22	10		2 nd
4. Golfshotz	9	7	5	11	14	18		5 th
5. Ballers	10	6	6	10	16	16		4 th
6. Mish Mash	5	11	8	8	13	19		6 th
7. East Coast Podiatry	4	12	3	13	7	25		7 th
8 .DPTL	2	14	2	14	4	28		8 th

NLVA Senior League Results 2025– 2026









Female B1T1

	11. Sweaty Betty's	12. Commonwealth Physiotherapy	13. Hard Court Queens	14 PINK	15. Ignite	16. Cojones	17. Lightning Spikes	18. Cowabunga
11. Sweaty Betty's		25-18, 25-10 25-20, 25-14	25-22 25-21	25-15 25-18	25-23 25-15	25-11 25-22	25-21 25-12	25-15 15-25
12. Commonwealth Physiotherapy	18-25, 10-25 20-25, 14-25		21-25 17-23	25-14 25-18	13-25 17-25	15-25 25-23	21-25 22-25	20-25 25-18
13. Hard Court Queens	22-25 21-25	25-21 23-17		25-12, 19-25 25-18, 22-21	18-25 15-25	25-10 25-18	25-15 25-18	11-25 25-23
14. PINK	15-25 18-25	14-25 18-25	12-25, 25-19 18-25, 21-22		25-17 15-25	25-20 9-25	20-25 25-17	14-25 25-17
15. Ignite	23-25 15-25	25-13 25-17	25-18 25-15	17-25 25-15		25-17, 23-11 25-16, 23-20	25-12 25-10	25-5 25-12
16. Cojones	11-25 22-25	25-15 23-25	10-25 18-25	20-25 25-9	17-25, 11-23 16-25, 20-23		23-25 25-9	25-17 25-11
17. Lightning Spikes	21-25 12-25	25-21 25-22	15-25 18-25	25-20 17-25	12-25 10-25	25-23 9-25		25-17, 25-17 25-23, 24-17
18. Cowabunga	15-25 25-15	25-20 18-25	25-11 23-25	25-14 17-25	5-25 12-25	17-25 11-25	17-25, 17-25 23-25, 17-24	

Team Name	Sets Won Round 2	Sets Lost Round 2	Sets Won Round 3	Sets Lost Round 3	Total Sets Won	Total Sets Lost	Tie Breaker	Place
11. Sweaty Betty's	9	7	15	1	24	8		2 nd
12. Commonwealth Physiotherapy	9	7	4	12	13	19	Ratio of points for and against between the tied teams $282/255 = 1.1059$	4 th
13. Hard Court Queens	10	6	10	6	20	12		3 rd
14. PINK	8	8	5	11	13	19	Ratio of points for and against between the tied teams $259/250 = 1.036$	6 th
15. Ignite	12	4	13	3	25	7		1 st
16. Cojones	8	8	5	11	13	19	Ratio of points for and against between the tied teams $259/248 = 1.0444$	5 th
17. Lightning Spikes	5	11	8	8	13	19	Ratio of points for and against between the tied teams $238/285 = 0.8351$	7 th
18. Cowabunga	3	13	4	12	7	25		8 th

NLVA Senior League Results 2025– 2026









Female B1T2

	21. Bangers	22. T & K Services	23.GOAT Company	24. Buzz Balls	25. Athletaquestae	26. Block Party	27. Buckley's	28. Division 1
21. Bangers	 21-25, 14-25 23-25, 25-23	19-25 21-25	20-25 25-23	22-25 25-21	25-23 22-25	25-21 25-15	26-24 25-19	
22 T&K Services	25-21, 25-14 25-23, 23-25	 18-25 25-17	25-18 17-25	25-16 25-18	25-19 25-18	25-18 16-25	25-23 25-20	25-20 25-20
23. GOAT Company	25-19 25-21	18-25 25-17	 26-24, 25-17 25-17, 25-12	22-25 25-19	25-12 25-20	20-25 25-18	20-25 25-16	
24. Buzz Balls	25-20 23-25	16-25 18-25	24-26, 17-25 17-25, 12-25	 25-16 25-20	24-26 23-25	25-9 17-25	14-25 25-23	
25. Athletaquestae	25-22 21-25	19-25 18-25	25-22 19-25	16-25 20-25	 25-16, 22-25 14-25, 25-22	16-25 25-21	25-18 18-25	
26. Block Party	23-25 25-22	18-25 25-16	12-25 20-25	26-24 25-23	16-25, 25-22 25-14, 22-25	 26-24 23-25	14-25 27-25	
27. Buckley's	21-25 15-25	23-25 20-25	25-20 18-25	9-25 25-17	25-16 21-25	24-26 25-23	 16-25, 24-26 24-26, 14-25	
28. Division 1	24-26 19-25	20-25 20-25	25-20 16-25	25-14 23-25	18-25 25-18	25-14 25-27	25-16, 26-24 26-24, 25-14	

Team Name	Sets Won Round 2	Sets Lost Round 2	Sets Won Round 3	Sets Lost Round 3	Total Sets Won	Total Sets Lost	Tie Breaker	Place
21. Bangers	10	6	8	8	18	14	Sets between the tied teams 1 win 3 loses	3 rd
22. T&K Services	13	3	13	3	26	6		1 st
23. GOAT Company	6	10	12	4	18	14	Sets between the tied teams 3 wins 1 lose	2 nd
24. Buzz Balls	5	11	5	11	10	22		8 th
25. Athletaquestae	5	11	6	10	11	21		7 th
26. Block Party	8	8	8	8	16	16		4 th
27. Buckley's	10	6	4	12	14	18		6 th
28. Division 1	7	9	8	8	15	17		5 th

NLVA Senior League Results 2025– 2026









Female B1T3

	31. Central Ace	32. Connolly's Plumbing	33. Overkill	34. Balls Deep	35. Browning Harvey	36. Kelly's Krew	37. Hot Tub Universe	38. Hot Mess Express
31. Central Ace		20-25, 13-25 20-25, 23-25	25-18 26-27	25-17 20-25	22-25 26-27	25-26 25-20	15-25 27-26	20-25 19-25
32. Connolly's Plumbing	25-20, 25-13 25-20, 25-23		23-25 25-12	25-13 25-19	20-25 23-21	25-21 25-12	27-26 19-17	27-25 21-16
33. Overkill	18-25 27-26	25-23 12-25		25-16, 23-25 25-22, 23-25	25-11 26-24	25-19 25-13	25-20 18-25	25-20 23-25
34. Balls Deep	17-25 25-20	13-25 19-25	16-25, 25-23 22-25, 25-23		21-25 25-21	25-12 16-25	21-25 23-25	16-25 17-25
35. Browning Harvey	25-22 27-26	25-20 21-23	11-25 24-26	25-21 21-25		22-25, 25-19 25-27, 25-23	20-25 25-18	18-25 17-25
36. Kelly's Krew	16-25 20-25	21-25 12-25	19-25 13-25	12-25 25-16	25-22, 19-25 27-25, 23-25		22-25 24-26	16-25 24-26
37. Hot Tub Universe	25-15 26-27	26-27 17-19	20-25 25-18	25-21 25-23	25-20 18-25	25-27 26-24		21-25, 26-24 13-25, 23-25
38. Hot Mess Express	25-20 25-19	25-27 16-21	20-25 25-23	25-16 25-17	25-18 25-17	25-16 26-24	25-21 24-26	

Team Name	Sets Won Round 2	Sets Lost Round 2	Sets Won Round 3	Sets Lost Round 3	Total Sets Won	Total Sets Lost	Tie Breaker	Place
31. Central Ace	11	5	5	11	16	16		5 th
32 Connolly's Plumbing.	12	4	14	2	26	6		1 st
33. Overkill	9	7	10	6	19	13		3 rd
34. Balls Deep	6	10	5	11	11	21		7 th
35. Browning Harvey	8	8	7	9	15	17		6 th
36. Kelly's Krew	1	15	3	13	4	28		8 th
37. Hot Tub Universe	9	7	8	8	17	15		4 th
38. Hot Mess Express	8	8	12	4	20	12		2 nd

NLVA Senior League Results 2025– 2026









Female B2T1

	41. Court Queens	42. Setting Ducks	43. Ace Holes	44. Force	45. PES	46. Motivation Empire	47. Lupins	48. Wrecking Balls (Pike)
41. Court Queens		20-25, 17-25 17-25, 13-25	22-25 26-24	25-22 18-25	14-25 25-15	25-21 21-25	25-22 24-23	25-22 19-25
42. Setting Ducks	25-20, 25-17 25-17, 25-13		25-16 25-21	25-22 25-16	26-24 25-14	25-0 25-23	25-15 25-9	25-14 23-25
43. Ace Holes	25-22 24-26	16-25 21-25		17-25, 17-25 25-22, 24-19	21-25 25-13	25-17 23-25	25-14 25-17	25-16 25-12
44. Force	22-25 25-18	22-25 16-25	25-17, 25-17 22-25, 19-24		17-25 14-25	16-25 21-25	25-10 12-25	25-10 25-17
45. PES	25-14 15-25	24-26 14-25	25-21 13-25	25-17 25-14		25-23, 17-25 25-21, 25-11	25-17 25-23	25-16 25-12
46. Motivation Empire	21-25 25-21	0-25 23-25	17-25 25-23	25-16 25-21	23-25, 25-17 21-25, 11-25		25-22 25-16	22-25 27-25
47. Lupins	22-25 23-24	15-25 9-25	14-25 17-25	10-25 25-12	17-25 23-25	22-25 16-25		27-26, 21-25 25-16, 20-25
48. Wrecking Balls (Pike)	22-25 25-19	14-25 25-23	16-25 12-25	10-25 17-25	16-25 12-25	25-22 25-27	26-27, 25-21 16-25, 25-20	

Team Name	Sets Won Round 2	Sets Lost Round 2	Sets Won Round 3	Sets Lost Round 3	Total Sets Won	Total Sets Lost	Tie Breaker	Place
41. Court Queens	4	12	7	9	11	21		6 th
42. Setting Ducks	9.5	6.5	15	1	24.5	7.5		1 st
43. Ace Holes	8	8	9	7	17	15		4 th
44. Force	12	4	6	10	18	14		3 rd
45. PES	9.5	6.5	11	5	20.5	11.5		2 nd
46. Motivation Empire	5	11	8	8	13	19		5 th
47. Lupins	7	9	3	13	10	22		7 th
48. Wrecking Balls (Pike)	3	13	5	11	8	24		8 th

NLVA Senior League Results 2025– 2026









Female B2T2

	51. Pink Panthers	52. Boil Up Outdoors	53. Avalanche	54. Jenkins, Martin & Gosse CPA's	55. Islanders	56. Labatt's	57. Big Dig Energy	58.2 Legit 2 Hit
51. Pink Panthers		23-25, 25-26 25-20, 25-20	22-25 16-25	18-25 25-20	25-12 25-22	25-17 25-21	25-15 25-9	25-22 25-19
52. Boil Up Outdoors	25-23, 26-25 20-25, 20-25		25-14 25-21	25-21 23-25	25-17 25-16	25-23 25-19	25-14 25-11	25-18 25-14
53. Avalanche	25-22 25-16	14-25 21-25		26-24, 18-25 19-25, 25-13	25-19 20-25	27-26 23-20	25-7 25-8	25-27 25-13
54. Jenkins, Martin & Gosse CPA's	25-18 20-25	21-25 25-23	24-26, 25-18 25-19, 13-25		25-13 14-25	25-13 25-22	25-20 25-15	25-15 25-19
55. Islanders	12-25 22-25	17-25 16-25	19-25 25-20	13-25 25-14		20-25, 25-12 24-26, 25-17	20-25 25-8	26-24 27-25
56. Labatt's	17-25 21-25	23-25 19-25	26-27 20-23	13-25 22-25	25-20, 12-25 26-24, 17-25		25-22 25-12	12-25 25-21
57. Big Dig Energy	15-25 9-25	14-25 11-25	7-25 8-25	20-25 15-25	25-20 8-25	22-25 12-25		22-25, 25-20 25-21, 21-25
58.2 Legit 2 Hit	22-25 19-25	16-25 14-25	27-25 13-25	15-25 19-25	24-26 25-27	25-12 21-25	25-22, 20-25 21-25, 25-21	

Team Name	Sets Won Round 2	Sets Lost Round 2	Sets Won Round 3	Sets Lost Round 3	Total Sets Won	Total Sets Lost	Tie Breaker	Place
51. Pink Panthers	9	7	11	5	20	12		3 rd
52. Boil Up Outdoors	12	4	13	3	25	7		1 st
53. Avalanche	12	4	10	6	22	10		2 nd
54. Jenkins, Martin & Gosse CPA's	4	12	11	5	15	17		5 th
55. Islanders	10	6	7	9	17	15		4 th
56. Labatt's	5	11	5	11	10	22		6 th
57. Big Dig Energy	4	12	3	13	7	25		8 th
58. 2 Legit to Hit	4	12	4	12	8	24		7 th

NLVA Senior League Results 2025– 2026









Female B2T3

	61. KMK Capital	62. Voltage	63. Meatballs	64. Rock Electrical	65. All Set	66. Executioners	67. Fireballs	68. Golden Girls
61. KMK Capital		19-25, 25-22 22-25, 25=20	25-21 25-27	25-16 25-19	25-6 25-19	20-25 25-12	25-21 19-25	25-16 25-15
62. Voltage	25-19, 22-25 25-22, 20-25		25-17 22-24	25-17 20-25	25-17 25-14	25-15 25-17	18-25 23-24	25-9 25-17
63. Meatballs	21-25 27-25	17-25 24-22		25-16, 25-1 25-18, 25-15	25-20 25-21	11-25 17-25	14-25 25-21	10-25 22-25
64. Rock Electrical	16-25 19-25	17-25 25-20	16-25, 1-25 18-25, 16-25		17-25 14-25	25-14 25-14	17-25 25-19	25-10 14-25
65. All Set	6-25 19-25	17-25 14-25	20-25 21-25	25-17 25-14		25-14, 25-9 11-25, 21-25	25-17 16-25	25-14 13-25
66. Executioners	25-20 12-25	15-25 17-25	25-11 25-17	14-25 14-25	14-25, 9-25 25-11, 25-21		16-25 23-25	12-25 18-25
67. Fireballs	21-25 25-19	25-18 24-23	25-14 21-25	25-17 19-25	17-25 25-16	25-16 25-23		24-26, 25-18 25-22, 25-23
68. Golden Girls	16-25 15-25	9-25 17-25	25-10 25-22	10-25 25-14	14-25 25-13	25-12 25-18	26-24, 18-25 22-25, 23-25	

Team Name	Sets Won Round 2	Sets Lost Round 2	Sets Won Round 3	Sets Lost Round 3	Total Sets Won	Total Sets Lost	Tie Breaker	Place
61. KMK Capital	9	7	11	5	20	12		1 st
62. Voltage	5	11	10	6	15	17	Sets between the tied teams 2 wins 1lose	4 th
63. Meatballs	9	7	9	7	18	14		2 nd
64. Rock Electrical	8	8	5	11	13	19	Ratio of points for and against between the tied teams $179/112 = 1.5981$	6 th
65. All Set	9	7	6	10	15	17	Sets between the tied teams 0 wins 2 loses	5 th
66. Executioners	8	8	5	11	13	19	Ratio of points for and against between the tied teams $157/178 = 0.8820$	7 th
67. Fireballs	2	14	11	5	13	19	Ratio of points for and against between the tied teams $135/181 = 0.7459$	8 th
68. Golden Girls	10	6	7	9	17	15		3 rd

NLVA Senior League Results 2025– 2026









Female C1

	71. Hampton Hitters	72. Central Spike	73. Shift	74. Clean Sweep	75. Kill Shot	76. AFN	77. Wreckin' balls (Burry)	78.Hits and Giggles
71. Hampton Hitters		26-27,25-20 25-20, 25-17	25-23 25-14	24-26 25-20	25-16 25-15	20-25 25-16	25-18 25-18	25-21 25-9
72. Central Spike	27-26,20-25 20-25, 17-25		25-9 25-27	25-15 25-22	25-14 25-15	25-20 24-20	26-24 21-25	25-23 25-22
73. Shift	23-25 14-25	9-25 27-25		25-16,25-19 13-25, 25-9	25-15 25-18	25-16 25-22	21-25 26-24	25-13 25-16
74. Clean Sweep	26-24 20-25	15-25 22-25	16-25,19-25 25-18, 9-25		25-19 25-16	25-11 25-12	25-23 25-12	22-25 15-25
75. Kill Shot	16-25 15-25	14-25 15-25	15-25 18-25	19-25 16-25		24-26,17-25 19-25, 14-25	25-15 20-25	25-27 11-25
76. AFN	25-20 16-25	20-25 20-24	16-25 22-25	11-25 12-25	26-24, 25-17 25-19, 25-1		14-25 25-16	23-25 16-25
77. Wreckin' balls (Burry)	18-25 18-25	24-26 25-21	25-21 24-26	23-25 12-25	15-25 25-20	25-14 16-25		25-14,25-16 27-26, 25-17
78.Hits and Giggles	21-25 9-25	23-25 22-25	13-25 16-25	25-22 25-15	27-25 25-11	25-23 25-16	14-25,16-25 26-27, 17-25	

Team Name	Sets Won Round 2	Sets Lost Round 2	Sets Won Round 3	Sets Lost Round 3	Total Sets Won	Total Sets Lost	Tie Breaker	Place
71. Hampton Hitters	10	6	13	3	23	9		3 rd
72. Central Spike	13	3	11	5	24	8		2 nd
73. Shift	14	2	11	5	25	7		1 st
74. Clean Sweep	7	9	8	8	15	17		4 th
75. Kill Shot	2	14	1	15	3	29		8 th
76. AFN	8	8	6	10	14	18	Ratio of points for and against between the tied teams $81/87 = 0.9310$	6 th
77. Wreckin' Balls (Burry)	6	10	8	8	14	18	Ratio of points for and against between the tied teams $87/81 = 1.0741$	5 th
78. Hits and Giggles	4	12	6	10	10	22		7 th

NLVA Senior League Results 2025– 2026









Female C2

	81. Diggin' Divas	82. Yes Maid	83. Sugar and Spike	84. Ball Busters	85. Protective Wellness Centre	86. Murphy's Law	87. SVT	88. One Hit
81. Diggin' Divas	 25-16, 25-16 27-25, 25-16	25-15 25-12	25-19 25-15	25-20 16-25	25-11 25-23	25-16 25-20	25-27 17-25	
82. Yes Maid	16-25, 16-25 25-27, 16-25	 22-25 19-25	25-0 25-0	25-16 25-18	18-25 13-25	25-22 25-10	25-20 26-27	
83. Sugar and Spike	15-25 12-25	25-22 25-19	 25-0, 25-0 25-18, 25-12	25-18 25-12	18-25 25-13	25-18 25-17	14-25 25-27	
84. Ball Busters	19-25 15-25	0-25 0-25	0-25, 0-25 18-25, 12-25	 25-21 23-25	14-25 17-25	16-25 10-25	20-25 21-25	
85. Protective Wellness Centre	20-25 25-16	16-25 18-25	18-25 12-25	21-25 25-23	 17-25, 19-25 25-11, 25-18	25-12 25-14	25-13 25-17	
86. Murphy's Law	11-25 23-25	25-18 25-13	25-18 13-25	25-14 25-17	25-17, 25-19 11-25, 18-25	 20-25 25-18	26-24 25-18	
87. SVT	16-25 20-25	22-25 10-25	18-25 17-25	25-16 25-10	12-25 14-25	25-20 18-25	 25-21, 25-21 16-25, 12-25	
88. One Hit	27-25 25-17	20-25 27-26	25-14 27-25	25-20 25-21	13-25 17-25	24-26 18-25	21-25, 21-25 25-16, 25-12	

Team Name	Sets Won Round 2	Sets Lost Round 2	Sets Won Round 3	Sets Lost Round 3	Total Sets Won	Total Sets Lost	Tie Breaker	Place
81. Diggin' Divas	8	8	13	3	21	11		1 st
82. Yes Maid	6	10	7	9	13	19		5 th
83. Sugar and Spike	5	11	11	5	16	16		4 th
84. Ball Busters	9	7	1	15	10	22	Sets between the tied teams 0 wins 4 loses	8 th
85. Protective Wellness Centre	9	7	8	8	17	15	Sets between the tied teams 5 wins 3 loses	2 nd
86. Murphy's Law	7	9	10	6	17	15	Sets between the tied teams 3 wins 5 loses	3 rd
87. SVT	5	11	5	11	10	22	Sets between the tied teams 4 wins 3 loses	7 th
88. One Hit	3	13	9	7	12	20		6 th

NLVA Senior League Results 2025– 2026

Male

	91. Killer Bees	92 Browning Harvey Limited VC.	93. Net Ninjas	94. Astros Alumni	95.Calm Your Tips	96. VIKES	97.Quidi Vidi Brewery	98. Port Rexton Brewing Com.
91. Killer Bees	 25-13, 25-23 23-25, 25-22	25-20 25-22	25-13 15-25	25-22 24-26	25-21 22-25	25-10 25-23	25-23 25-13	
92 Browning Harvey Limited VC.	13-25,23-25 25-23, 22-25	 25-20 25-19	25-19 25-22	25-20 25-15	25-19 25-14	25-23 25-20	25-15 25-7	
93. Net Ninjas	20-25 22-25	20-25 19-25	 23-25,18-25 26-24, 24-26	21-25 17-25	25-16 23-25	22-25 25-20	25-18 25-15	
94. Astros Alumni	13-25 25-15	19-25 22-25	25-23,25-18 24-26, 26-24	 14-25 19-25	25-20 17-25	12-25 25-21	25-11 25-17	
95.Calm Your Tips	22-25 26-24	20-25 15-25	25-21 25-17	25-14 25-19	 25-22, 27-26 14-25, 25-23	25-20 25-17	19-25 25-20	
96. VIKES	21-25 25-22	19-25 14-25	16-25 25-23	20-25 25-17	22-25, 26-27 25-14, 23-25	 25-18 25-17	25-14 25-18	
97.Quidi Vidi Brewery	10-25 23-25	23-25 20-25	25-22 20-25	25-12 21-25	20-25 17-25	18-25 17-25	 25-18, 26-24 25-21, 25-16	
98. Port Rexton Brewing Company	23-25 13-25	15-25 7-25	18-25 15-25	11-25 17-25	25-19 20-25	14-25 18-25	18-25, 24-26 21-25, 16-25	

Team Name	Sets Won Round 2	Sets Lost Round 2	Sets Won Round 3	Sets Lost Round 3	Total Sets Won	Total Sets Lost	Tie Breaker	Place
91. Killer Bees	14	2	12	4	26	6		1 st
92. Browning Harvey Limited VC	10	6	13	3	23	9		2 nd
93. Net Ninjas	3	13	5	11	8	24		7 th
94. Astros Alumni	9	7	8	8	17	15		4 th
95. Calm Your Tips	11	5	11	5	22	10		3 rd
96. VIKES	7	9	8	8	15	17		5 th
97. Quidi Vidi Brewery	8	8	6	10	14	18		6 th
98. Port Rexton Brewing Company	2	14	1	15	3	29		8 th